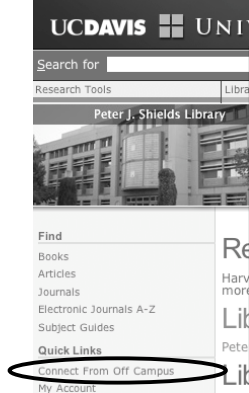


Off-campus logon to UC Davis library¹ Mac note

by Barbara Sommer (basommer@ucdavis.edu), May 2006

This can drive you a little nuts, but it is well worth it if you want to access the electronic databases without having to be on campus.



Set up an off-campus connection (one-time procedure)

- Open the UCD library home page at <http://www.lib.ucdavis.edu/>
- On the left navigation bar, click "**Connect from Off Campus**" to set up a connection. Follow the steps given on the screen.

Then come back here to do the login procedure.

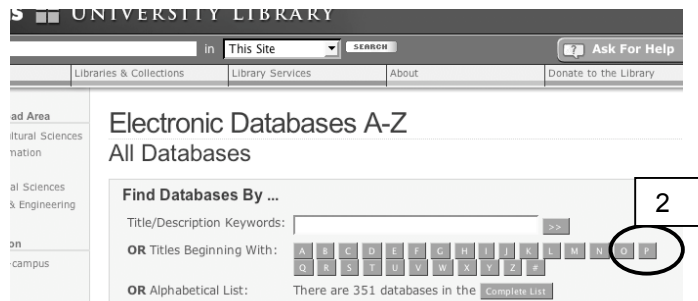
Off-campus login procedure (do it every time you connect –it lasts several hours)

Open the UCD library home page at <http://www.lib.ucdavis.edu/>

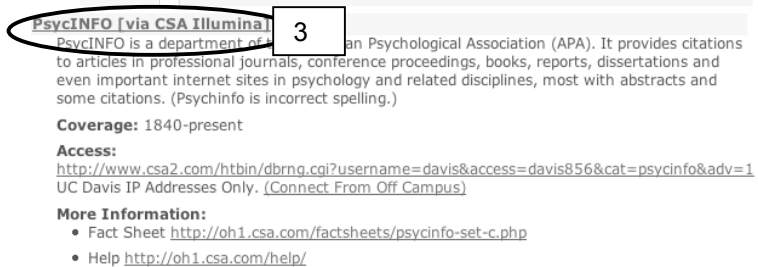
1. Click **Electronic Databases** (NOT electronic journals on left nav bar)



2. Click **P** (for PsycINFO)



3. Scroll down to **PsycINFO [via CSA Illumina]**



PsycINFO [via CSA Illumina]

PsycINFO is a department of the American Psychological Association (APA). It provides citations to articles in professional journals, conference proceedings, books, reports, dissertations and even important internet sites in psychology and related disciplines, most with abstracts and some citations. (Psychinfo is incorrect spelling.)

Coverage: 1840-present

Access:
<http://www.csa2.com/htbin/dbrng.cgi?username=davis&access=davis856&cat=psycinfo&adv=1>
 UC Davis IP Addresses Only. ([Connect From Off Campus](#))

More Information:

- Fact Sheet <http://oh1.csa.com/factsheets/psycinfo-set-c.php>
- Help <http://oh1.csa.com/help/>

Here is the non-intuitive part.

- Do **NOT** fill this out. Click **Cancel**.
If you get a **Prompt** screen, cancel it.

You will see this page. *Don't panic.*

- Click link to login to **campus distauth**

- You are still OK. Click **Continue**.

UC Davis Restricted Document Request

You have requested access to a restricted document. If you have a valid UCD loginID and Kerberos password, you may view most restricted documents at UC Davis.

Instructions:

After reading this document, press [continue](#). A dialog box requesting your UCD LoginID and Kerberos password will be presented. If your name and password are accepted, the document that you requested will be presented.

Further Information:

A successful login requires that your browser supports SSL (most do), your browser accepts the authentication cookie (most will), and that you have a valid UCD LoginID and Kerberos password.

- If you would like to know more about distributed authentication, view our [distributed authentication overview page](#).
- You may find answers to your problems or questions in, [Distributed Authentication Service, A Campus Guide](#).
- This page should automatically reload in 60 seconds and prompt you for your Kerberos name and password. Instead, you can click below to continue:

- Now, fill in the login screen with your official campus **User Name** and **Password**.

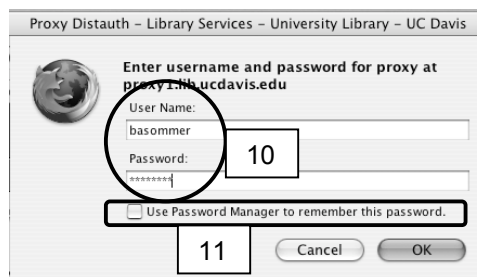
Click **OK** (but you are not finished yet).

- Copy the **Password** and remember the **Username**.

- Click the **link** below the temporary password to continue.

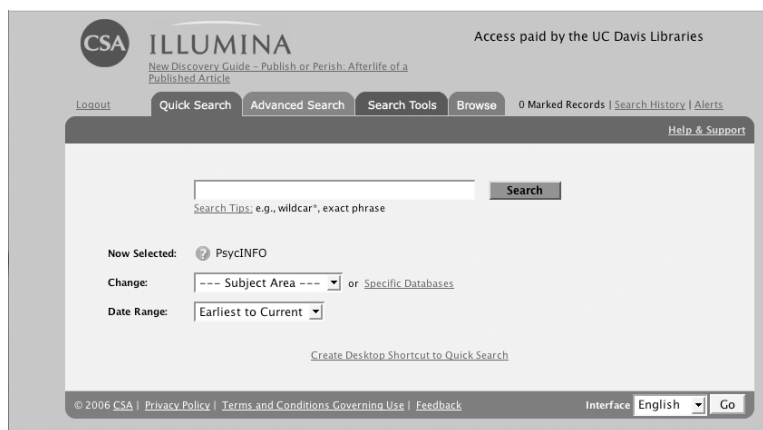
10. **Paste or type your temporary Password** (and temporary User Name if you had a different one on the preceding screen)

If your computer automatically puts in your official campus password, you will need to overwrite it.



11. Do **NOT** check the remember box. Click **OK**.
You will be given a new temporary password every time you log on.

12. If you see this screen, you are in the database.



For search instructions, see tutorial **Online Search of Social Science Literature**

#

- ¹ **Macs** - use the Firefox or Mozilla browser
- Available through MyUCDavis <http://my.ucdavis.edu>
 - Click **UCD Resources** tab (see menu near the top),
 - Click **Software**,
 - open **WebBrowser** folder (in column on the left),
 - Click **Mozilla**
 - Download appropriate version for your operating system.